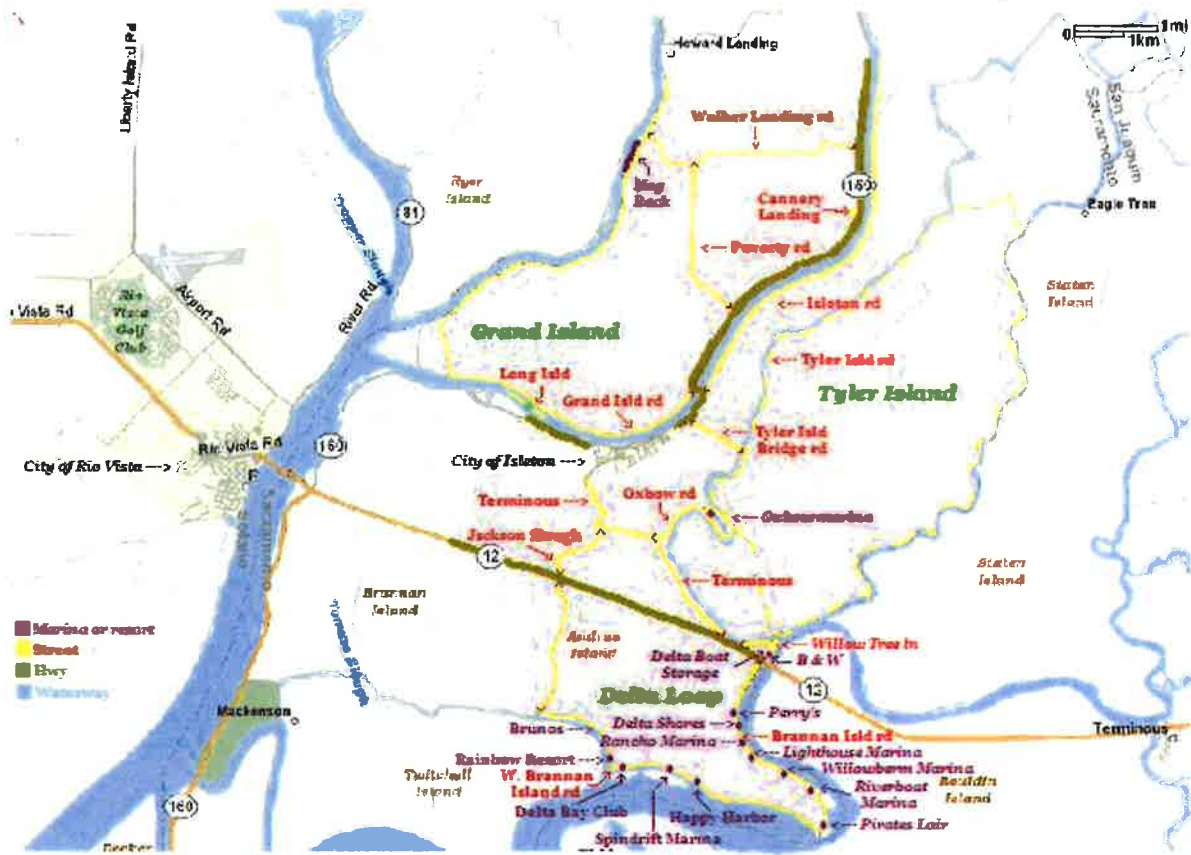


## Sacramento County, California FIRE DISTRICTS





# *RIVER DELTA FIRE DISTRICT*

P.O. BOX 63  
WALNUT GROVE, CA. 95690

DIRECTORS:  
KIRK WEST  
BOB GUSTAFSON  
ROLAND PAOLINELLI

CHIEF, RICKY D. CARTER  
ASSIST. CHIEF, TYLER WAGAMAN  
BATALLION CHIEF, LARRY GARDINER

---

## **Changes in District;**

March 31,2004 by way of Resolution by the Board of Directors, the Isleton Fire Protection District Changed their name to "River Delta Fire District".

The need for the change of the name, was to abolish the "stigma" that had for years tarnished the reputation and demoralized the operation of the Isleton Fire Protection District within the county and neighboring Fire Departments as well.

This name change was needed. The personnel at that time in March became insubordinate on two occasions refusing to respond to calls in the District due to the dismissal of four officers for unprofessional conduct and behavior.

Since this time, a new department has been formed by recruitment and currently have 50 persons active on the Roster list. The following explains the chain of command and expertise of the individual Firefighters currently staffed;

Chief  
Assistant Chief  
Battalion Chief  
Captains (4)  
Engineers (8)  
Firefighters (35)

Of the total personnel, 90% are EMT certified, (12) class B drivers, (1) Paramedic, (2) Finishing Paramedic school and 50%of personnel Firefighter I certified.

The needs of this department are as follows:

- 1.50 sets of turn-outs both structure gear and grass gear needed for protection.
2. The need for more funding through boat revenue from County of Sac.
3. Expanding call volume in area and growth in RDFD response area.
4. Higher fuel costs associated with calls, training and patrols in RDFD area.
5. 24 hour coverage now in place.

RESOLUTION NUMBER 04-1

**NAME CHANGE RESOLUTION BEFORE THE GOVERNING BOARD OF THE  
ISLETON FIRE PROTECTION DISTRICT**

County of Sacramento, State of California

**RESOLUTION ADOPTING NAME CHANGE OF THE ISLETON FIRE  
PROTECTION DISTRICT**

**WHEREAS, meetings have been held it is the decision of the Board of Directors of the Isleton Fire Protection District to change its name to River Delta Fire District.**

**The Resolution was presented to the Board of Directors on March 31st, 2004 and passed by a unanimous vote of the Directors present.**

**All parties doing business with the Isleton Fire Protection District will be advised of the name change by mail.**

Dated 3/31/04

Kirk West  
Kirk West, Chairman

Virginia Green  
Virginia Green, Secretary

**Resolution Number 08-005**

**River Delta Fire District  
The Surplus of the River Delta Fire District Building  
Located At  
103 2<sup>nd</sup> Street, Isleton, CA  
County of Sacramento**

**WHEREAS**, the River Delta Fire District has out grown the present fire station (building) located at 103 2<sup>nd</sup> Street, Isleton, CA. Sacramento County.

**NOW THEREFORE BE IT RESOLVED**, that the Board of Directors of River Delta Fire District has declared that their present fire station (building) located at 103 2<sup>nd</sup> Street, Isleton, CA. Sacramento County as surplus property.

**NOW THEREFORE BE IT RESOLVED**, that the Board of Directors of River Delta Fire District will put their present fire station (building) located at 103 2<sup>nd</sup> Street, Isleton, CA. Sacramento County up for sale.

**BE IT FURTHER RESOLVED**, the following conditions will be attached to the sale. Sale subject to the District's purchasing the property on Jackson Slough Road.

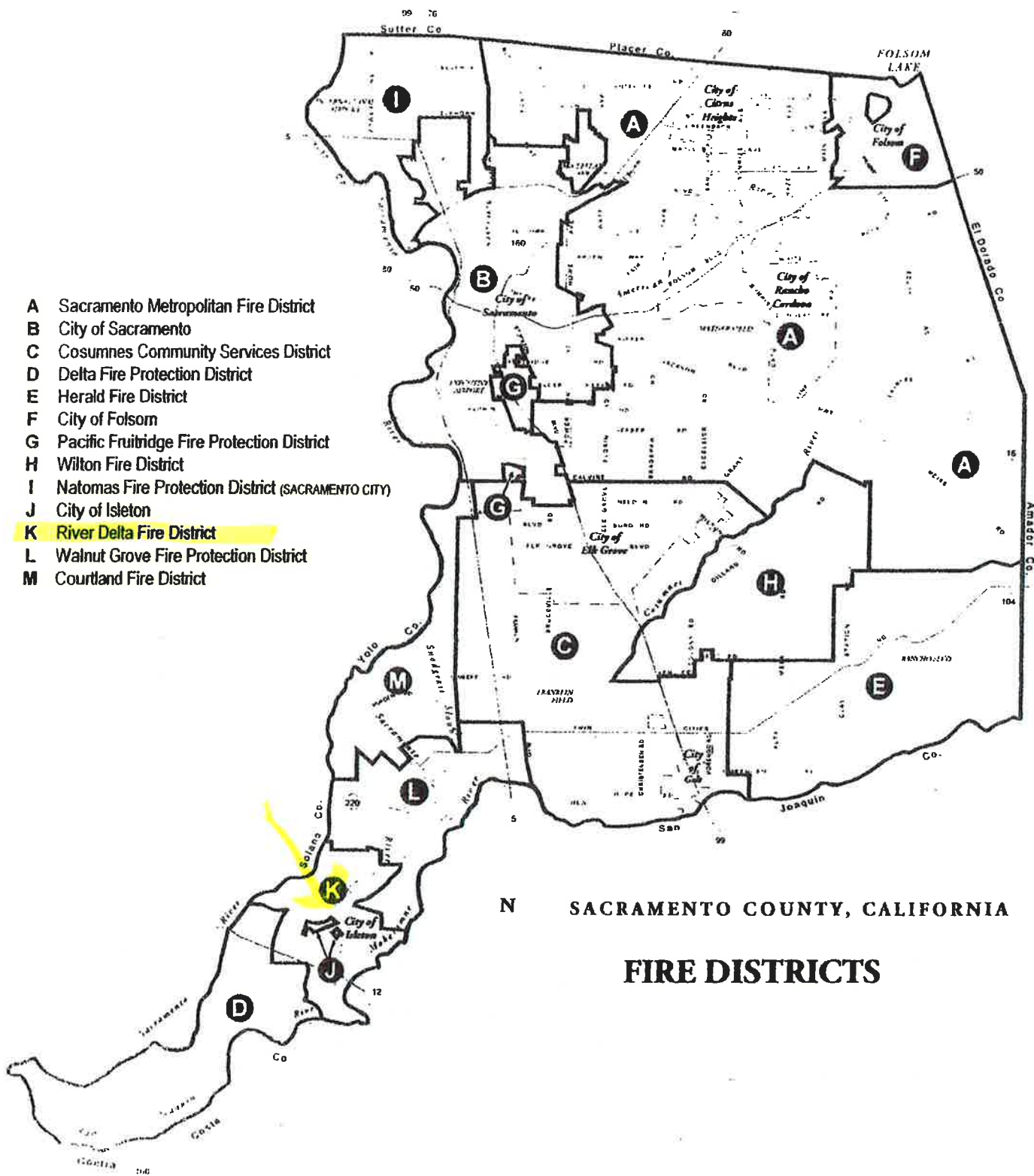
**CERTIFIED**

I, KIRK WEST, do hereby certify that I am the duly elected Chairman of the BOARD OF DIRECTORS OF THE RIVER DELTA FIRE DISTRICT and that the fore-going is a full, true and correct copy of a Resolution duly and regularly adopted at a meeting of the Board of directors of said District held on the 8<sup>h</sup> day of April 2008, a majority and quorum of the members of said Board being present and all voting in favor of said Resolution.

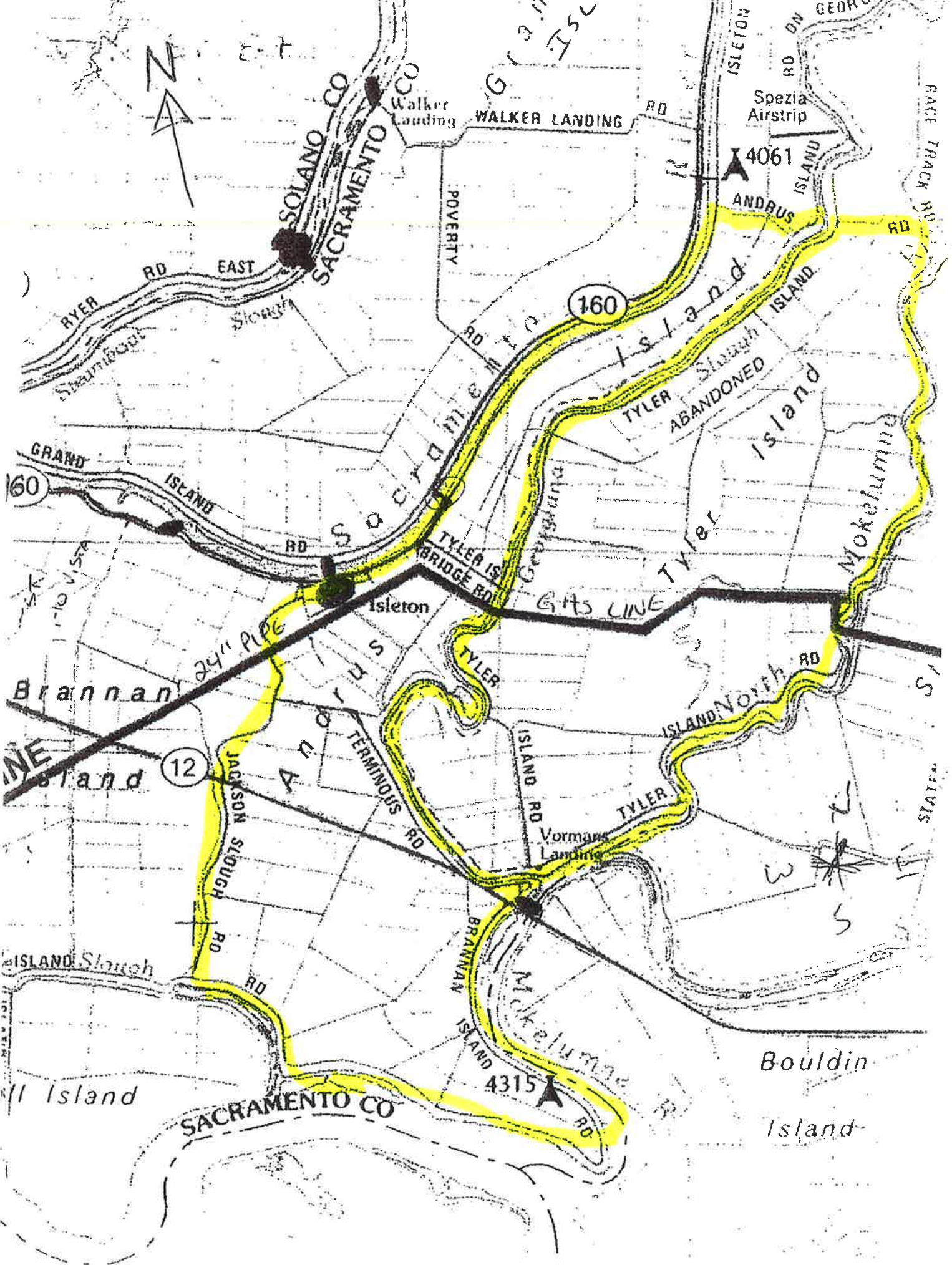
DATED: April 08, 2008

  
KIRK WEST, CHAIRMAN

- A Sacramento Metropolitan Fire District
- B City of Sacramento
- C Cosumnes Community Services District
- D Delta Fire Protection District
- E Herald Fire District
- F City of Folsom
- G Pacific Fruitridge Fire Protection District
- H Wilton Fire District
- I Natomas Fire Protection District (SACRAMENTO CITY)
- J City of Isleton
- K River Delta Fire District**
- L Walnut Grove Fire Protection District
- M Courtland Fire District



N SACRAMENTO COUNTY, CALIFORNIA  
**FIRE DISTRICTS**



Resort	Berths	Camping	Mobiles	Cabins
Brunos	200	25	0	0
Rivers Edge	50	0	50	0
Delta Bay Club	137	0	0	0
KOA	0	157	0	0
Spindrift	??	0	45	0
Happy Harbor	??	0	24	0
Easy C's	25	0	0	0
San Andreas	0	25	0	0
Pirates Lair	237	0	49	0
River Boat	100	0	0	0
Willow Berm	356	0	0	0
Light House	0	215	0	0
Rancho Marina	0	58	32	0
Delta Shores	0	189	0	0
Perry's	70	0	0	0
B&W	100	0	0	40
Oxbow Marina	250	0	95	0
Canary Landing	0	25	1	0
Totals	1525	694	296	40

Number of homes in the district = 216
Number of restaurants in the district = 5
Number of businesses = 15 (Does not include resorts)
Estimated population in Fall / Winter months is 1,700 people
Estimated population in Spring / Summer months is 17,000 people



# SOLANO COUNTY SHERIFF 911 COMMUNICATIONS

## Number Of Calls Report by Department - Complaint (All Units)

Jurisdiction: SOLANO

First Date: 01/01/2013

Last Date: 12/30/2013

Department	Complaint	Number
1 RID	1055 CORONERS CASE WITH FIRE RESPO	2
	1091S STRAY ANIMAL	1
	AUTO AUTOMATIC AID	5
	BOAT/F BOAT INCIDENT (FIRE NEEDED)	1
	DEBRIS DEBRIS OR TRASH FIRE	1
	E911 911 HANGUP/WELFARE CHECK/TEST	1
	ELECT ELECTRICAL PROBLEM	2
	FA FIRE ALARM	3
	FFUP FIRE FOLLOW-UP	1
	FINFO FIRE INFORMATION	15
	FUEL GAS OR DIESEL LEAK	1
	HM HAZMAT INCIDENT	1
	LEA LAW ENFORCEMENT ASSIST	2
	MA MUTUAL AID	1
	MASTRUCT MUTUAL AID STRUCTURE FIRE	2
	MECHAN DOWN MECHANICAL	5
	MEDAID MEDICAL AID	119
	MEDALM MEDICAL ALARM	3
	OMA OUT OF COUNTY MUTUAL AID	5
	PAGER PAGER TEST	2
	PASSL PUBLIC ASSIST: LIFT ASSIST	20
	PASS PUBLIC ASSIST	4
	SD/F SPECIAL DETAIL FOR FIRE	9
	SMOKE SMOKE/ODOR INVESTIGATION	7
	STRUCT STRUCTURE FIRE	11
	TRACC TRAFFIC ACCIDENT	41
	VEG VEGETATION FIRE	78
	VEH VEHICLE FIRE	5

**Group Total: 348**

**Report Total: 348**

A call with multiple Departments assigned will be counted in the group total for each of these Departments, therefore such calls will be counted more than once. For this reason, the total number of calls may not equal the sum of the group totals

MUTUAL AID RECEIVED 1/1/13 – 6/19/14

DATE	TYPE OF CALL	AGENCIES
01/16/13	Structure fire	Rio Vista, Montezuma, Walnut Grove, Isleton
05/20/13	Structure fire	Rio Vista, Montezuma, Isleton, Walnut Grove
05/28/13	Structure fire	Rio Vista, Montezuma, Isleton, Walnut Grove
05/28/13	Vegetation fire	Montezuma
05/29/13	Vegetation fire	Montezuma
06/01/13	Boat fire	Rio Vista, Montezuma
06/08/13	MVA	Montezuma
06/17/13	Vegetation fire	Rio Vista, Montezuma
06/18/13	Vegetation fire	Isleton, Rio Vista, Montezuma
06/22/13	Vegetation fire	Isleton, Rio Vista, Montezuma
07/04/13	Vegetation fire	Isleton
07/04/13	Vegetation fire	Isleton, Walnut Grove, Rio Vista, Montezuma, Suisun District
07/12/13	Vegetation fire	Isleton
08/07/13	Boat fire	Rio Vista, Montezuma
08/23/13	Vegetation fire	Walnut Grove
09/06/13	Car fire	Isleton
09/22/13	MVA	Rio Vista
10/06/13	Vegetation fire	Rio Vista
12/01/13	Boat fire	Rio Vista, Montezuma
02/01/14	MVA	Isleton
02/20/14	MVA	Rio Vista
05/28/14	Vegetation fire	Isleton
06/13/14	Car fire/Vegetation fire	Rio Vista, Montezuma

Date	Type	Station
6/15/13	Veg Fire	Delta District
6/16/13	Veg Fire	Delta District
6/18/13	Veg Fire	Delta District
7/6/13	MVA	Delta District
9/6/13	Veg Fire	Delta District
9/7/13	Veg Fire	Delta District
9/9/13	MVA	Delta District
9/9/13	Veg Fire	Delta District
1/14/14	Structure Fire	Delta District
2/19/14	MVA	Delta District
3/14/14	MVA	Delta District
4/18/14	Structure Fire	Delta District
5/4/14	Veg Fire	Delta District
2/26/13	Veg Fire	Isleton Fire
7/7/13	Structure Fire	Isleton Fire
8/22/13	Medical	Isleton Fire
9/6/13	Car Fire	Isleton Fire
1/10/14	Medical	Isleton Fire
3/5/14	Medical	Isleton Fire
3/27/14	Lift Assist	Isleton Fire
6/5/13	Veg Fire	Montezuma Fire
6/8/13	MVA	Montezuma Fire
7/21/13	MVA	Montezuma Fire
8/29/13	Veg Fire	Montezuma Fire
12/19/13	Veg Fire	Montezuma Fire
6/8/14	Veg Fire	Montezuma Fire
6/16/13	Structure Fire	Rio Vista Fire
8/5/13	Structure Fire	Rio Vista Fire
9/13/13	Structure Fire	Rio Vista Fire
11/24/13	Structure Fire	Rio Vista Fire
11/27/13	Structure Fire	Rio Vista Fire
2/16/14	Structure Fire	Rio Vista Fire
3/8/14	Structure Fire	Rio Vista Fire
4/22/14	Structure Fire	Rio Vista Fire
5/7/14	Structure Fire	Rio Vista Fire
5/15/14	Gas Leak	Rio Vista Fire
5/19/14	Structure Fire	Rio Vista Fire
5/20/13	Structure Fire	Walnut Grove Fire
1/2/14	MVA	Walnut Grove Fire
3/15/14	Car Fire	Walnut Grove Fire
4/12/13	MVA	Woodbridge Fire
4/23/13	MVA	Woodbridge Fire
4/23/13	Veg Fire	Woodbridge Fire
4/30/13	Veg Fire	Woodbridge Fire
4/30/13	Veg Fire	Woodbridge Fire
5/1/13	Veg Fire	Woodbridge Fire
5/1/13	Veg Fire	Woodbridge Fire

Date	Type	Station
5/2/13	Veg Fire	Woodbridge Fire
5/2/13	Veg Fire	Woodbridge Fire
5/4/13	Veg Fire	Woodbridge Fire
5/4/13	Veg Fire	Woodbridge Fire
5/4/13	Veg Fire	Woodbridge Fire
5/5/13	Veg Fire	Woodbridge Fire
5/9/13	Veg Fire	Woodbridge Fire
5/10/13	Veg Fire	Woodbridge Fire
5/12/13	Veg Fire	Woodbridge Fire
5/17/13	Veg Fire	Woodbridge Fire
5/19/13	Veg Fire	Woodbridge Fire
5/22/13	MVA	Woodbridge Fire
5/25/13	Veg Fire	Woodbridge Fire
5/29/13	MVA	Woodbridge Fire
6/7/13	Veg Fire	Woodbridge Fire
6/8/13	Veg Fire	Woodbridge Fire
6/18/13	Veg Fire	Woodbridge Fire
6/30/13	Water Emergency	Woodbridge Fire
7/4/13	Veg Fire	Woodbridge Fire
7/8/13	Veg Fire	Woodbridge Fire
7/18/13	Veg Fire	Woodbridge Fire
7/20/13	Veg Fire	Woodbridge Fire
7/27/13	Veg Fire	Woodbridge Fire
9/2/13	Veg Fire	Woodbridge Fire
9/5/13	Veg Fire	Woodbridge Fire
9/8/13	Veg Fire	Woodbridge Fire
9/11/13	Veg Fire	Woodbridge Fire
9/14/13	Veg Fire	Woodbridge Fire
9/20/13	Veg Fire	Woodbridge Fire
10/3/13	Veg Fire	Woodbridge Fire
10/5/13	Veg Fire	Woodbridge Fire
10/9/13	MVA	Woodbridge Fire
10/13/13	Car Fire	Woodbridge Fire
11/1/13	Veg Fire	Woodbridge Fire
11/6/13	MVA	Woodbridge Fire
1/23/14	MVA	Woodbridge Fire
3/9/14	MVA	Woodbridge Fire
3/16/14	MVA	Woodbridge Fire
3/24/14	MVA	Woodbridge Fire
4/9/14	MVA	Woodbridge Fire
4/25/14	MVA	Woodbridge Fire
5/28/14	MVA	Woodbridge Fire
6/3/14	MVA	Woodbridge Fire
6/6/14	MVA	Woodbridge Fire
6/10/14	MVA	Woodbridge Fire
6/10/14	Veg Fire	Woodbridge Fire

13

7

6

11

53

# River Delta Fire District

Firefighter	Years at River Delta	F/F-1 Academy Graduate	CA State Firefighter-1	EMT-B	EMT-P	ICS 100,200,700,800	Wildland S Series	Firefighter DL Endorsment	HazMat FRA (yearly)	Bloodborne Pathogens (yearly)	Response to Terrorism (yearly)	BLS CPR&AED	Drivers License	Working EMT-B or EMT-P
Adam Griffith	Probation	X		X		X	X	X	X	X	X	X	X	AMR EMT-B
Anthony Leach	4 years	X	X	X		X	X	X	X	X	X	X	X	AMR EMT-B
Brad Anderson	5 years	X	X	X		X	X	X	X	X	X	X	X	MEDIC EMT-B
Brandon Flower	8 years	X	X	X		X	X	X	X	X	X	X	X	AMR PARAMEDIC
Brian Cash	5 years													
Cameron Conroy	5 years	X	X	X		X	X	X	X	X	X	X	X	AMR EMT-B
Clint Simons	7 years	X	X	X		X	X	X	X	X	X	X	X	AMR PARAMEDIC
David Youngblood	Probation			X		X		X	X	X	X	X	X	P-PLUS PARAMEDIC
Dylan Mollenhauer	3 years			X		X		X	X	X	X	X	X	PROTRANSPORT-1 EMT-B
Eric Dwyer	Probation			X		X		X	X	X	X	X	X	AMR EMT-B
Eric Gregory	5 years			X		X		X	X	X	X	X	X	MEDIC EMT-B
Freddie Almdendrez	1 years	X	X	X		X	X	X	X	X	X	X	X	AMR EMT-B
James Beall	3 years	X	X	X		X	X	X	X	X	X	X	X	
Johathan Halverson	Probation	X		X		X	X	X	X	X	X	X	X	P-PLUS PARAMEDIC
Ken Jenkins	6 years	X	X	X		X	X	X	X	X	X	X	X	
Kevin Fogelman	6 years	X	X	X		X	X	X	X	X	X	X	X	
Kyle Tallier	1 years	X		X		X		X	X	X	X	X	X	AMR EMT-B
Marc Akyina	8 years	X	X	X		X	X	X	X	X	X	X	X	AMR PARAMEDIC
Marinez Geiger	Probation	X		X		X	X	X	X	X	X	X	X	TLC EMT-B
Matt McCoy	5 years			X		X		X	X	X	X	X	X	
Michael Livingston	Probation			X		X		X	X	X	X	X	X	
Nate Bassigiani	Probation	X		X		X	X	X	X	X	X	X	X	
Patrick Johannessen	Probation	X		X		X	X	X	X	X	X	X	X	AMR EMT-B
Sayer Morgan	5 years		X	X		X	X	X	X	X	X	X	X	AMR EMT-B
Sean Carrillo	Probation			X		X		X	X	X	X	X	X	PROTRANSPORT-1 EMT-B
Sean Kirby	4 years	X	X	X		X	X	X	X	X	X	X	X	
Shannan Shaw	3 years	X	X	X		X	X	X	X	X	X	X	X	AMR PARAMEDIC
Travis Higdon	Probation			X		X		X	X	X	X	X	X	P-PLUS PARAMEDIC



## EXPENDITURE DETAIL SCHEDULE - FY 2014-15 FINAL BUDGET SPECIAL DISTRICT (306) - RIVER DELTA FIRE DISTRICT

Fund Center	Commitment Item	Description	FY 11-12 History	FY 12-13 History	FY 13-14 Budget	FY 13-14 As Of 06/30/14	Computed Est For FY 13-14	Final
<b>FUND 228A</b>	<b>RIVER DELTA FIRE - GENER</b>							
2289228	10111000	SALARIES & WAGES - REGULAR EMPLOY	14,410	12,650	16,860	15,100	15,100	17,276
2289228	10112400	SALARIES & WAGES - COMMISSION & CO	0	0	0	1,050	1,050	1,110
2289228	10122000	OASDHI - EMPLOYER COST	1,130	1,073	1,400	1,235	1,235	1,339
		<b>Object 10</b>	<b>15,540</b>	<b>13,723</b>	<b>18,260</b>	<b>17,385</b>	<b>17,385</b>	<b>19,725</b>
2289228	20200500	ADVERTISING/LEGAL NOTICES	0	0	100	0	0	0
2289228	20200600	AIR TRADE DEVELOPMENT	417	726	750	449	449	500
2289228	20203100	BUSINESS TRAVEL	0	0	0	0	0	200
2289228	20203500	EDUCATION & TRAINING SERVICE	935	11,265	7,500	10,408	10,408	2000
2289228	20203600	EDUCATION & TRAINING SUPPLIES	900	0	1,000	0	0	1,300
2289228	20203700	TUITION REIMBURSEMENT	0	0	250	0	0	150
2289228	20205100	INSURANCE - LIABILITY	0	0	7,750	0	0	0
2289228	20205300	INSURANCE - BONDS/GENERAL/PROPER	11,527	21,927	10,850	13,288	13,288	18,000
2289228	20206100	MEMBERSHIP DUES	1,170	662	750	742	742	750
2289228	20207600	OFFICE SUPPLIES	115	67	600	349	349	800
2289228	20208100	POSTAL SERVICES	13	6	100	127	127	125
2289228	20208102	STAMPS	84	36	100	413	413	300
2289228	20208500	PRINTING SERVICES	202	0	100	80	80	100
2289228	20210300	AGRICULTURE/HORTICULTURE SERVICE	0	0	0	290	290	290
2289228	20211100	BUILDING MAINTENANCE SERVICE	959	3,001	3,000	3,237	3,237	2,500
2289228	20211200	BUILDING MAINTENANCE SUPPLIES	2,939	5,799	4,000	1,432	1,432	4,000
2289228	20214100	LAND IMPROVEMENT MAINTENANCE SER	0	21	0	0	0	0
2289228	20214200	LAND IMPROVEMENT MAINTENANCE SUP	0	0	0	0	0	0
2289228	20216700	PLUMBING MAINTENANCE SERVICE	0	0	0	0	0	0
2289228	20216800	PLUMBING MAINTENANCE SUPPLIES	0	0	0	0	0	0

## EXPENDITURE DETAIL SCHEDULE - FY 2014-15 FINAL BUDGET SPECIAL DISTRICT (306) - RIVER DELTA FIRE DISTRICT

Fund Center	Commitment Item	Description	FY 11-12 History	FY 12-13 History	FY 13-14 Budget	FY 13-14 As Of 06/30/14	Computed Est For FY 13-14	Final
2289228	20218100	CONSTRUCTION SERVICES & SUPPLIES	0	0	0	0	0	0
2289228	20219100	ELECTRICITY	5,702	3,962	6,000	4,277	4,277	4,000
2289228	20219300	REFUSE COLLECTION/DISPOSAL SERVIC	0	123	250	0	0	200
2289228	20219700	TELEPHONE SERVICE	3,300	2,914	3,000	2,172	2,172	2,200
2289228	20220500	AUTOMOTIVE MAINTENANCE SERVICE	2,757	4,476	8,000	808	808	9,000
2289228	20220600	AUTOMOTIVE MAINTENANCE SUPPLIES	8,580	5,121	6,000	8,211	8,211	3,000
2289228	20221100	CONSTRUCTION EQUIPMENT MAINTENA	0	426	0	0	0	0
2289228	20221200	CONSTRUCTION EQUIPMENT MAINTENA	0	0	0	0	0	0
2289228	20222600	EXPENDABLE TOOLS	0	0	500	0	0	300
2289228	20223200	FIRE/CRAH/RESCUE SUPPLIES	72,403	9,330	4,500	11,345	11,345	3,500
2289228	20223600	FUEL & LUBRICANTS	16,521	15,073	14,000	18,803	18,803	23,000
2289228	20225200	MEDICAL EQUIPMENT MAINTENANCE SU	0	0	600	160	160	0
2289228	20226102	EQUIPMENT REPAIR	0	0	0	0	0	0
2289228	20226103	TYPEWRITER REPAIR	50	0	50	0	0	0
2289228	20226200	OFFICE EQUIPMENT MAINTENANCE SUP	30	0	0	0	0	0
2289228	20227100	RADIO/ELECTRONIC MAINTENANCE SER	868	912	1,000	943	943	1,000
2289228	20227200	RADIO/ELECTRONIC MAINTENANCE SUP	58,169	1,933	500	0	0	0
2289228	20227500	RENT/LEASES EQUIPMENT	2,226	519	800	0	0	0
2289228	20227501	COPY MACHINES	0	0	0	0	0	0
2289228	20227503	POSTAGE METERING	9	41	100	0	0	0
2289228	20227504	MISCELLANEOUS	1,413	1,272	1,500	2,004	2,004	1,500
2289228	20228300	SHOP SUPPLIES	0	0	0	0	0	0
2289228	20229100	OTHER EQUIPMENT MAINTENANCE SERV	862	210	850	0	0	0
2289228	20231400	CLOTHING/PERSONAL SUPPLIES	39,274	571	2,500	1,015	1,015	1,800
2289228	20234200	KITCHEN SUPPLIES	12	0	0	0	0	0

**EXPENDITURE DETAIL SCHEDULE - FY 2014-15 FINAL BUDGET  
SPECIAL DISTRICT (306) - RIVER DELTA FIRE DISTRICT**

Fund Center	Commitment Item	Description	FY 11-12 History	FY 12-13 History	FY 13-14 Budget	FY 13-14 As Of 06/30/14	Computed Est For FY 13-14	Final
2289228	20250500	ACCOUNTING SERVICES	4,250	3,750	4,000	3,850	3,850	4000
2289228	20250700	ASSESSMENT / COLLECTIONS SERVICES	2,878	3,001	2,650	2,478	2,478	2500
2289228	20253100	LEGAL SERVICES	0	109	0	0	0	0
2289228	20259100	OTHER PROFESSIONAL SERVICES	8,194	10,485	12,000	7,411	7,411	12000
2289228	20289800	OTHER OPERATING EXPENSE - SUPPLIE	0	0	800	0	0	0
2289228	20289900	OTHER OPERATING EXPENSE - SERVICE	0	76	0	0	0	0
2289228	20292100	GS PRINTING SERVICES	0	0	100	0	0	0
2289228	20292200	GS MAIL/POSTAGE CHARGES	4	2	50	0	0	0
2289228	20292800	GS EQUIPMENT RENTAL - LIGHT	150	0	100	0	0	0
		<b>Object 20</b>	246,913	107,816	106,700	94,292	94,292	99015
2289228	30321000	INTEREST EXPENSE	10,726	11,373	7,232	11,260	11,260	9820
2289228	30322000	BOND/LOAN REDEMPTION	61,500	58,897	41,224	37,194	37,194	38680
		<b>Object 30</b>	72,226	70,270	48,456	48,453	48,454	48500
2289228	43430300	EQUIP-SD-NON-RECON	30,486	1,328	13,250	11,680	11,680	15000
		<b>Object 43</b>	30,486	1,328	13,250	11,680	11,680	15000
		<b>FUNDCENTER 2289228</b>	365,165	193,137	186,666	171,811	171,811	182240
		<b>FUND TOTAL 228A</b>	365,165	193,137	186,666	171,811	171,811	182240
		<b>DISTRICT TOTAL</b>	365,165	193,137	186,666	171,811	171,811	182240



**REVENUE DETAIL SCHEDULE - FY 2014-15 FINAL BUDGET  
SPECIAL DISTRICT (306) - RIVER DELTA FIRE DISTRICT**

Fund Center	Commitment Item	Description	FY 11-12 History	FY 12-13 History	FY 13-14 Budget	FY 13-14 As Of 06/30/14	Computed Est For FY 13-14	Final
<b>FUND 228A</b>	<b>RIVER DELTA FIRE - GENER</b>							
2289228	91910100	PROP TAX CUR SEC	(144,462)	(147,026)	(160,840)	(127,934)	(127,934)	130,000
2289228	91910200	PROP TAX CUR UNSEC	(6,652)	(6,801)	(6,628)	(5,496)	(5,496)	5,560
2289228	91910300	PROP TAX CUR SUP	(66)	(303)	(70)	(1,937)	(1,937)	2,000
2289228	91910400	PROPERTY TAX SECURED DELINQENT	(2,872)	(2,055)	(2,055)	(1,744)	(1,744)	1,700
2289228	91910500	PROPERTY TAX SUPPLEMENTAL DELINQ	(29)	(22)	(25)	(58)	(58)	0
2289228	91910600	PROPERTY TAX UNITARY	(3,537)	(3,442)	(1,727)	(3,630)	(3,630)	3700
2289228	91912000	PROPERTY TAX REDEMPTION	(3)	0	0	(5)	(5)	0
2289228	91913000	PROP TAX PR UNSEC	(244)	(179)	(55)	(173)	(173)	200
2289228	91914000	PROP TAX PENALTIES	(49)	(24)	0	(44)	(44)	0
2289228	94941000	INTEREST INCOME	(157,914)	(159,852)	(171,400)	(141,022)	(141,021)	143,100
	<b>Object 91</b>		(77)	38	(200)	115	115	100
2289228	95952200	HOME PROP TAX REL	(77)	38	(200)	115	115	100
	<b>Object 94</b>		(2,280)	(2,313)	(2,256)	(1,846)	(1,846)	1900
2289228	97979000	MISCELLANEOUS OTHER REVENUES	(2,280)	(2,313)	(2,256)	(1,846)	(1,846)	1900
	<b>Object 95</b>		(208,124)	(6,030)	(12,810)	(22,679)	(22,679)	37140
	<b>Object 97</b>		(208,124)	(6,030)	(12,810)	(22,679)	(22,679)	37140
	<b>FUNDCENTER 2289228</b>		(368,395)	(168,157)	(186,666)	(165,432)	(165,431)	182240
	<b>FUND TOTAL 228A</b>		(368,395)	(168,157)	(186,666)	(165,432)	(165,431)	182240
	<b>DISTRICT TOTAL</b>		(368,395)	(168,157)	(186,666)	(165,432)	(165,431)	182240

SACRAMENTO COUNTY  
DEPARTMENT OF FINANCE  
AUDITOR CONTROLLER DIVISION  
COMPUTATION OF PROP 1A AMOUNT  
R&T §100.06(c)(4)(B)

BA		PROPERTY TAX REVENUES R & T §100.06(a)(1) (A)	VEHICLE LICENSE FEE R & T §97.70	IN LIEU LOCAL SALES AND USE TAX R & T §97.68	DEEMED APPORTIONED PROPERTY TAX REVENUES	R & T §100.06(a)(1)(A) 8% AMOUNT	R & T §100.06(a)(1)(B) 8% AMOUNT	INTER AGENCY	R & T §100.06(a)(1) - 8% AMOUNT	R & T §100.06(b)(2) HARDSHIP	SECURITIZATION	DISTRICT/AR
5701	COUNTY GENERAL	239,332,150	143,187,726	18,735,315	401,255,191	19,146,572	12,953,843	579,601	32,680,016.29		YES	
	<b>CITIES</b>											
7462	CITY OF CITRUS HEIGHTS	4,711,172	7,324,892	2,930,415	14,966,479	376,894	820,425	-	1,197,318.29		YES	
7426	CITY OF FOLSOM	19,966,316	5,383,670	4,443,387	29,793,373	1,597,305	786,165	-	2,383,469.82		YES	
7428	CITY OF GALT	2,447,300	1,874,007	-	4,321,307	195,784	149,921	-	345,704.52		YES	
7430	CITY OF ISLETON	95,654	85,745	43,247	224,646	7,652	10,319	-	17,971.69		YES	
7432	CITY OF SACTO	98,721,590	37,059,386	16,813,174	152,594,150	7,897,727	4,309,805	-	12,207,532.02		YES	
7470	CITY OF ELK GROVE	11,284,972	11,058,997	4,869,854	27,213,823	902,798	1,274,308	(579,601)	1,597,504.83		NO	x
7477	CITY OF RANCHO CORDOVA	8,551,489	5,097,792	2,321,736	15,971,017	684,119	593,562	-	1,277,681.33		YES	
	<b>DEPENDENT SPECIAL DISTRICTS</b>											
011A	COUNTY LIBRARY [SACRAMENTO PUBLIC	21,015,002			21,015,002	1,681,200			1,681,200.18		YES	
	COUNTY ROADS	442,974			442,974	35,438			35,437.96		YES	
253D	COUNTY SERVICE AREA 1	386,470			386,470	30,918			30,917.58		YES	
319A	SACRAMENTO WATER AGENCY	7,118,819			7,118,819	569,506			569,505.52		YES	
560A	CSA #4B	4,907			4,907	393			392.56		YES	
561A	CSA #4C-DELTA	22,414			22,414	1,793			1,793.12		YES	
562A	CSA #4D-GALT	8,669			8,669	694			693.54		YES	
351A	DEL NORTE OAKS PARK	2,949			2,949	236			235.95		YES	
229A	NATOMAS FIRE	2,021,217			2,021,217	161,697			161,697.32		YES	
336A	MISSION OAKS PARK	2,263,517			2,263,517	181,081			181,081.36		YES	
337A	CARMICHAEL PARK	1,659,858			1,659,858	132,789			132,788.64		YES	
338A	SUNRISE PARK	4,253,755			4,253,755	340,300			340,300.38		YES	
	<b>INDEPENDENT SPECIAL DISTRICTS</b>											
7489	ELK GROVE METRO DRAINAGE	1,319,466			1,319,466	105,557			105,557.27		NO	x
201A	ELK GROVE-COSUMNES CEMETERY	767,107			767,107	61,369			61,368.56		YES	
202A	FAIR OAKS CEMETERY	194,079			194,079	15,526			15,526.29		NO	x
205A	GALT ARNO CEMETERY	275,019			275,019	22,001			22,001.49		NO	x
206A	SYLVAN CEMETERY	82,914			82,914	6,633			6,633.15		NO	x
212A	SACRAMENTO METRO FIRE	127,385,127			127,385,127	10,190,810			10,190,810.18		YES	
217A	COURTLAND FIRE	121,425			121,425	9,714			9,713.98		YES	
219A	DELTA FIRE	290,678			290,678	23,254			23,254.21		NO	x
227A	HERALD FIRE	568,563			568,563	45,485			45,485.05		NO	x
228A	RIVER DELTA FIRE	186,081			186,081	14,886			14,886.49		YES	
231A	PACIFIC FRUITRIDGE FIRE	3,184,513			3,184,513	254,761			254,761.00	Filed	NO	x
235A	WALNUT GROVE FIRE	209,828			209,828	16,786			16,786.23		NO	x
236A	WILTON-ALTA MESA FIRE	1,146,973			1,146,973	91,758			91,757.82		YES	
331A	ARDEN MANOR PARK	352,629			352,629	28,210			28,210.31		NO	x
332A	ORANGEVALE PARK	1,140,685			1,140,685	91,255			91,254.81		YES	
334A	ARDEN PARK	304,939			304,939	24,395			24,395.12		YES	
339A	ARCADE CREEK PARK	538,479			538,479	43,078			43,078.30		YES	
341A	FAIR OAKS PARK	1,428,561			1,428,561	114,285			114,284.88		YES	
342A	FULTON - EL CAMINO PARK	1,140,811			1,140,811	91,265			91,264.89		YES	
345A	RIO LINDA-ELVERTA PRK	845,418			845,418	67,633			67,633.44		YES	
346A	NORTH HIGHLANDS PARK	1,166,949			1,166,949	93,356			93,355.90		YES	
347A	CORDOVA PARK	3,642,446			3,642,446	291,396			291,395.68		YES	
394A	SLOUGHHOUSE RESOURCE	77,916			77,916	6,233			6,233.31		YES	
7475	COSUMNES CSD	34,627,812			34,627,812	2,770,225			2,770,224.94		YES	
7492	COSUMNES CSD-GALT FIRE	3,987,267			3,987,267	318,981			318,981.36		YES	
7476	SOUTHGATE PARK	4,793,254			4,793,254	383,460			383,460.30		YES	
7480	RANCHO CORDOVA - ROAD	54,789			54,789	4,383			4,383.14		YES	
7407	EL DORADO HILLS WATER/FIRE	24,994			24,994	2,000			1,999.53		YES	
7413	RANCHO MURIETTA CSD	595,951			595,951	47,676			47,676.06		NO	x
7416	GALT IRRIGATION	18,164			18,164	1,453			1,453.09		NO	x
7418	RIO LINDA-ELVERTA COMM WTR	79,231			79,231	6,339			6,338.51		NO	x
7420	CLAY CALIF. WATER	963			963	77			77.03		NO	x
7421	OMOCHUMNE HARTNELL	112,614			112,614	9,009			9,009.14		NO	x
7423	SACRAMENTO-YOLO MOSQUITOES	10,097,472			10,097,472	807,798			807,797.74		YES	
7425	SAN JUAN SUBURBAN WTR	783,122			783,122	62,650			62,649.77		YES	
	<b>TOTAL</b>	<b>625,857,430</b>	<b>211,072,215</b>	<b>50,157,128</b>	<b>887,086,773</b>	<b>50,068,594</b>	<b>20,898,347</b>	<b>-</b>	<b>70,966,941.88</b>			

CODE	DISTRICT NAME	DISTRICT TYPE	PARCELS	REDUCTION
002	FOLSOM	CITY	260	58,936,951
163	FOLSOM-CENTRAL	REDEVELOPMENT	29	9,665,703
037	FOLSOM/CORDOVA	UNIFIED SCHOOL	435	139,071,954
239	FOLSOM/CORDOVA-SFID IMP. NO. 1	UNIFIED SCHOOL	177	80,264,806
241	FOLSOM/CORDOVA-SFID IMP. NO. 2	UNIFIED SCHOOL	258	58,807,148
256	FOLSOM/CORDOVA-SFID IMP. NO. 3	UNIFIED SCHOOL	30	22,324,559
255	FOLSOM/CORDOVA-SFID IMP. NO. 4	UNIFIED SCHOOL	148	59,313,504
231	FRANKLIN BOULEVARD	REDEVELOPMENT	23	4,661,792
154	FULTON/EL CAMINO	PARK & REC	158	18,825,022
006	GALT	CITY	61	7,674,533
126	GALT	IRRIGATION	37	4,833,035
164	GALT	REDEVELOPMENT	13	2,287,853
019	GALT UNION JT(34-39)	ELEM. SCHOOL	83	9,801,681
026	GALT UNION JT(34-39)	HIGH SCHOOL	113	14,574,546
258	GALT- 2007 AMENDMENT	REDEVELOPMENT	4	192,080
098	GALT/ARNO	CEMETERY	111	14,076,783
027	GRANT UNION JT(3134)	HIGH SCHOOL	0	0
115	HERALD	FIRE PROTECTION	28	4,459,601
134	HOOD	MUN LIGHT MAINT	1	45,000
007	ISLETON	CITY	3	162,691
116	ISLETON	FIRE PROTECTION	9	744,185
165	ISLETON	REDEVELOPMENT	1	70,091
107	LAGUNA	COMM FACILITIES	155	20,177,743
091	LOS RIOS JT(09-31-34-48-57)	COMM. COLLEGE	5,209	950,584,052
234	MATHER AIR FORCE BASE	REDEVELOPMENT	7	1,578,355
243	MCCLELLAN AFB/WATT AVE.	REDEVELOPMENT	13	5,609,927
131	METROPOLITAN STORM	DRAIN. MAINT.	1,927	262,750,096
155	MISSION OAKS	PARK & REC	287	38,821,070
135	MUNICIPAL-NO. 01	MUN LIGHT MAINT	60	7,735,456
136	MUNICIPAL-NO. 02	MUN LIGHT MAINT	27	1,038,750
041	NATOMAS	UNIFIED SCHOOL	339	137,692,168

Sacramento County Assessor's Office  
 Assessor's Secured Roll District Valuation Report  
 for Budgetary Planning

CODE DISTRICT NAME	YEAR	PARCELS	LAND	IMPROVEMENTS	FIXTURES	PERS PROP	HOMEOWNERS	MISC EXEMP	TOTAL VALUE	NET/RP RATIO
231 FRANKLIN BOULEVARD REDEVELOPMENT	2015	2,789	159,956,056	367,014,037	0	0	4,704,000	0	522,266,093	1.079
	2014	2,789	159,720,849	365,046,130	774,270	2,122,243	4,739,000	38,951,735	483,972,757	1.004
154 FULTON/EL CAMINO PARK & REC	2015	7,706	716,685,061	1,648,160,410	0	0	22,460,806	0	2,342,384,665	1.061
	2014	7,706	716,054,713	1,645,738,756	15,622,400	11,602,935	22,770,206	157,708,782	2,208,539,816	1.001
006 GALT CITY	2015	7,739	435,734,245	1,136,486,964	0	0	26,439,000	0	1,545,782,209	1.013
	2014	7,739	434,529,438	1,137,944,308	17,052,641	7,588,950	26,748,400	45,149,997	1,525,216,940	1.000
126 GALT IRRIGATION	2015	2,736	292,711,845	405,286,339	0	0	8,117,367	0	689,880,817	1.009
	2014	2,736	291,549,845	401,741,898	849,469	3,991,147	8,177,567	6,021,170	683,933,622	1.007
164 GALT REDEVELOPMENT	2015	1,159	88,056,585	181,903,977	0	0	2,457,000	0	267,503,562	.965
	2014	1,159	86,589,972	182,793,734	16,587,483	7,198,957	2,457,000	13,414,781	277,298,365	1.002
019 GALT UNION JT(34-39) ELEM. SCHOOL	2015	9,381	630,145,812	1,394,119,973	0	0	31,099,878	0	1,993,165,907	1.012
	2014	9,381	628,324,955	1,392,734,037	17,678,969	11,912,646	31,427,478	50,075,604	1,969,147,525	1.002
026 GALT UNION JT(34-39) HIGH SCHOOL	2015	11,723	882,178,954	1,761,586,987	0	0	37,132,367	0	2,606,633,574	1.011
	2014	11,723	879,731,613	1,759,580,090	17,993,666	14,573,049	37,522,967	54,893,850	2,579,461,601	1.002
258 GALT- 2007 AMENDMENT REDEVELOPMENT	2015	712	26,262,772	57,593,067	0	0	1,932,000	0	81,923,839	1.014
	2014	712	26,253,495	57,635,284	230,776	207,539	1,946,000	1,576,707	80,804,387	1.000
098 GALT/ARNO CEMETERY	2015	11,670	877,823,880	1,752,129,126	0	0	37,090,367	0	2,592,862,639	1.010
	2014	11,670	875,361,813	1,750,129,103	17,993,666	14,511,391	37,473,967	54,237,006	2,566,285,000	1.002
027 GRANT UNION JT(3134) HIGH SCHOOL	2015	0	0	0	0	0	0	0	0	.000
	2014	0	0	0	0	0	0	0	0	.000
115 HERALD FIRE PROTECTION	2015	1,660	184,120,073	278,372,270	0	0	4,296,878	0	458,195,465	1.001
	2014	1,660	184,072,472	278,431,151	338,574	1,102,200	4,338,878	1,651,973	457,953,546	1.000
134 HOOD MUN LIGHT MAINT	2015	137	2,575,078	5,793,109	0	0	273,000	0	8,095,187	1.005
	2014	137	2,538,413	5,793,409	0	0	273,000	0	8,058,822	1.004
007 ISLETON CITY	2015	566	17,213,874	27,900,607	0	0	675,797	0	44,438,684	.999
	2014	566	17,148,892	27,677,153	998,618	113,286	668,797	797,735	44,471,417	1.006
116 ISLETON FIRE PROTECTION	2015	892	95,917,128	68,159,233	0	0	1,027,754	0	163,048,607	.987
	2014	892	95,747,564	68,088,200	219,300	2,443,942	1,020,754	253,702	165,224,550	1.001
165 ISLETON REDEVELOPMENT	2015	269	9,964,864	12,000,524	0	0	101,797	0	21,863,591	.989
	2014	269	9,920,698	11,869,019	997,014	104,604	94,797	681,585	22,114,953	1.008
107 LAGUNA COMM FACILITIES	2015	13,900	1,090,226,851	2,854,700,476	0	0	49,476,000	0	3,895,451,327	1.028
	2014	13,900	1,090,302,397	2,855,605,381	4,997,559	7,841,424	50,290,800	118,365,452	3,790,090,509	1.000
091 LOS RIOS JT(09-31-34-40- COMM. COLLEGE	2015	445,471	36,068,787,564	84,390,496,122	0	0	1,461,213,038	0	118,998,070,58	1.028
	2014	445,472	35,999,951,538	84,255,895,783	821,149,950	772,401,046	1,475,792,698	4,597,737,071	115,775,868,54	1.002

*River Delta*

Sacramento County Assessor's Office  
Assessor's Secured Roll District Valuation Report  
for Budgetary Planning

CODE	DISTRICT NAME	YEAR	PARCELS	LAND	IMPROVEMENTS	FIXTURES	PERS PROP	HOMEOWNERS	MISC EXEMP	TOTAL VALUE	NET/RT
231	FRANKLIN BOULEVARD REDEVELOPMENT	2014	2,789	159,618,155	364,643,348	350,286	301,008	4,746,000	38,479,015	481,687,782	.862
		2013	2,790	155,252,617	352,696,073	69,683,272	24,304,285	4,905,600	38,107,887	558,922,760	1.032
154	FULTON/EL CAMINO PARK & REC	2014	7,706	715,857,442	1,644,464,166	8,021,440	8,374,045	22,777,583	148,475,216	2,205,464,274	1.030
		2013	7,708	714,200,184	1,560,329,743	16,237,743	11,964,351	23,445,298	137,178,903	2,142,107,820	1.038
006	GALT CITY	2014	7,739	433,736,577	1,135,847,036	15,029,306	5,837,951	26,769,400	45,044,607	1,518,636,863	1.099
		2013	7,747	408,032,565	1,016,819,287	15,961,380	5,927,269	27,130,600	37,448,009	1,382,161,892	1.102
126	GALT IRRIGATION	2014	2,736	291,282,589	401,525,863	269,195	1,223,753	8,193,161	6,021,170	680,087,069	1.075
		2013	2,733	261,924,116	380,385,531	842,347	3,698,051	8,201,510	6,091,800	632,556,735	1.079
164	GALT REDEVELOPMENT	2014	1,159	86,517,349	182,713,069	14,579,273	5,679,248	2,457,000	13,407,085	273,624,854	1.032
		2013	1,163	85,783,887	167,171,747	15,345,961	5,796,602	2,499,000	6,339,508	265,259,689	1.064
019	GALT UNION JT(34-39) ELEM. SCHOOL	2014	9,381	627,481,077	1,390,700,785	15,195,060	7,061,984	31,456,904	49,970,214	1,959,011,788	1.098
		2013	9,386	578,060,810	1,251,938,280	16,690,297	10,900,474	31,790,078	42,310,247	1,783,489,546	1.103
026	GALT UNION JT(34-39) HIGH SCHOOL	2014	11,723	878,618,366	1,757,401,494	15,350,414	8,019,036	37,559,561	54,788,460	2,567,041,289	1.088
		2013	11,727	812,548,548	1,602,857,749	16,928,291	12,575,802	37,920,710	47,076,532	2,359,913,148	1.091
258	GALT- 2007 AMENDMENT REDEVELOPMENT	2014	712	26,241,757	57,619,710	215,651	13,500	1,953,000	2,440,579	80,560,911	1.091
		2013	716	24,750,276	53,122,124	371,625	52,193	1,988,000	2,440,579	73,867,639	1.077
098	GALT/ARNO CEMETERY	2014	11,670	874,261,386	1,747,986,219	15,350,414	7,985,756	37,510,561	54,131,616	2,553,941,598	1.088
		2013	11,674	808,182,133	1,593,960,488	16,926,631	12,493,440	37,871,710	46,350,575	2,347,340,417	1.092
027	GRANT UNION JT(3134) HIGH SCHOOL	2014	0	0	0	0	0	0	0	0	.000
		2013	0	0	0	0	0	0	0	0	.000
115	HERALD FIRES PROTECTION	2014	1,660	183,824,185	278,344,285	259,848	691,927	4,345,904	1,651,971	457,122,368	1.052
		2013	1,660	173,629,934	265,821,650	257,524	938,892	4,345,878	1,640,733	434,661,389	1.052
134	HOOD MUN LIGHT MAINT	2014	137	2,538,413	5,793,409	0	0	273,000	0	8,058,822	1.037
		2013	137	2,485,139	5,566,491	0	0	280,000	0	7,771,630	1.035
007	ISLETON CITY	2014	566	17,134,488	27,542,950	17,600	11,674	668,797	797,735	43,240,180	.984
		2013	566	17,736,852	26,637,052	1,003,533	102,069	696,781	818,238	43,964,409	1.007
116	ISLETON FIRES PROTECTION	2014	896	98,095,157	67,834,273	149,723	1,366,180	1,020,972	253,702	166,110,659	1.041
		2013	893	92,472,985	66,766,212	492,699	1,260,726	985,915	370,306	159,636,581	1.042
165	ISLETON REDEVELOPMENT	2014	269	9,927,102	11,861,347	17,600	11,674	94,797	681,585	21,041,341	.957
		2013	269	10,834,558	11,540,806	1,002,075	94,176	101,781	678,508	22,691,326	.974
107	LAGUNA COMM FACILITIES	2014	13,899	1,087,519,205	2,848,358,668	3,946,095	4,942,373	50,325,800	117,277,560	3,777,162,981	1.086
		2013	13,893	1,034,559,398	2,608,323,539	4,440,123	5,295,749	51,275,000	122,099,847	3,479,243,962	1.080
091	LOS RIOS JT(09-31-34-48 - COMM. COLLEGE	2014	445,484	35,963,569,867	84,210,817,100	558,692,204	650,058,658	1,476,975,448	4,382,794,374	115,523,368,00	1.062
		2013	443,990	34,205,017,541	78,753,916,620	883,991,807	829,993,728	1,502,421,866	4,392,926,796	108,777,571,03	1.064

RIVER DELTA FIRE DISTRICT  
PROPERTY TAX SUMMARY

YEAR	TAX REVENUE	LOST REVENUE
2009	\$186,113.00	0
2010	\$176,064.00	-10,049.00
2011	\$159,712.00	-16,352.00
2012	\$155,226.00	\$4,486.00
2013	\$159,852.00	\$4,626.00
2014	\$140,338.00	\$19,514.00
	Total Loss	(\$45,775.00)

Total Assessed Value

Tax Revenue of Other Districts	2013/2014
Delta	\$80,833 + tax override \$90,000.00 \$170,833.00
River Delta	\$140,338.00
Walnut Grove	\$229,166.00
Courtland	\$131,200.00
City of Isleton	\$71,747.00

VOTER REGISTRATION AND ELECTIONS		NOVEMBER 2014 GENERAL ELECTION						
ESTIMATED ELECTION FEES								
ENTITY	#	RV as of 11/4/13	# Add'l Cont.	\$1,818 Setup Fee	RV 1st Contest	\$0.0619 RV Add'l Contest	FEES TOTAL	
WARD 7	1	92,549		1,818	75,650	0.0619	77,468	
<b>FLOOD CONTROL</b>								
AMERICAN RIV FCD	1	93,613			76,519		78,337	
<b>FIRE PROTECTION DISTRICTS</b>								
COURTLAND	1	543			444		2,262	
DELTA	1	217			177		1,995	
PACIFIC FRUITRIDGE	1	10,601			8,665		10,483	
HERALD	1	1,730			1,414		3,232	
RIVER DELTA	1	475			388		2,206	
SACRAMENTO METRO DIV 1	1	30,839			25,208		27,026	
SACRAMENTO METRO DIV 3	1	36,398			29,752		31,570	
SACRAMENTO METRO DIV 7	1	38,904			31,800		33,618	
SACRAMENTO METRO DIV 9	1	29,381			24,016		25,834	
WALNUT GROVE	1	738			603		2,421	
WILTON	1	4,370			3,572		5,390	
<b>REC AND PARK DISTRICTS</b>								
ARCADE CREEK	1	9,378			7,666		167,553	
ARDEN MANOR	1	3,888			3,178		9,484	
ARDEN PARK	1	3,417			2,793		4,996	
CORDOVA	1	56,433			46,128		4,611	
FAIR OAKS	1	20,440			16,708		47,946	
FULTON EL-CAMINO	1	13,906			11,367		18,526	
NORTH HIGHLANDS	1	16,527			13,509		13,185	
ORANGEVALE	1	18,313			14,969		15,327	
RIO LINDA-ELVERTA	1	9,840			8,043		16,787	
SOUTHGATE DIV 1	1	6,662			5,446		9,861	
SOUTHGATE DIV 3	1	8,416			6,879		7,264	
SOUTHGATE DIV 4	1	11,073			9,051		8,697	
<b>IRRIGATION DISTRICTS</b>								
CARMICHAEL WATER	1	21,670			17,713		10,869	
CITRUS HEIGHTS WATER	1	31,275			25,564		78,671	
FAIR OAKS WATER	1	23,064			18,853		20,872	
GALT IRRIGATION	1	3,333			2,724		29,318	
<b>WATER DISTRICTS</b>								
DEL PASO MANOR	1	2,770			2,264		23,526	
							4,955	
							126,781	
							4,082	

**RESOLUTION # 2008-04**

**A RESOLUTION REGARDING A MORTGAGE DEED OF TRUST AND REAL ESTATE LIEN  
NOTE AGREEMENT  
FOR THE PURPOSE OF PURCHASING A  
"Fire Station"**

WHEREAS the River Delta Fire District desires to enter into a Mortgage Deed of Trust and Real Estate Lien Note Agreement dated **April 22, 2008** by and between the River Delta Fire District, as Borrower and Government Capital Corporation, as Lender (the "Agreement"), for the purpose of purchasing a "Fire Station" on the real property described on Exhibit A attached hereto and incorporated herein (the "Property"); and

WHEREAS, the River Delta Fire District desires to designate this Agreement as a "qualified tax exempt obligation" of the Association for the purposes of Section 265 (b) (3) of the Internal Revenue Code of 1986, as amended; and

WHEREAS, the River Delta Fire District desires to designate

Kirk West

(Authorized Signer Name)

Chairman

(Authorized Signer Title)

as the authorized signer of the Agreement.

NOW THEREFORE, BE IT RESOLVED BY THE RIVER DELTA FIRE DISTRICT

Section 1. That the River Delta Fire District will enter into a Mortgage Deed of Trust and Real Estate Lien Note Agreement with Government Capital Corporation for the purpose of purchasing a "Fire Station."

Section 2. That the Mortgage Deed of Trust and Real Estate Lien Note Agreement dated as of **April 22, 2008**, by and between Government Capital Corporation and the River Delta Fire District is designated by the District as a "qualified tax exempt obligation" for the purposes of Section 265 (b) (3) of the Internal Revenue Code of 1986, as amended.

Section 3. That the River Delta Fire District designates

Kirk West

(Authorized Signer Name)

Chairman

(Authorized Signer Title)

of the River Delta Fire District as the authorized signer of the Agreement.

This Resolution has been PASSED upon Motion made by Board Member **Director Roland Paolinelli** seconded by Board Member **Chairman Kirk West** by a vote of **3 to 0** and is effective this **April 22, 2008**.

Borrower: River Delta Fire

District Witness Signature

Kirk West

River Delta Fire District Board President

[Signature]  
River Delta Fire District Board Secretary



# RIVER DELTA FIRE DISTRICT

District office  
2360 West Twitchell Island Road  
Rio Vista, Ca. 94571

10000 TWITCHELL ISLAND  
RIO VISTA  
TERRY L. HODGSON  
RICKY D. CARTER

10000 TWITCHELL ISLAND  
RIO VISTA  
TERRY L. HODGSON  
RICKY D. CARTER

March 17, 2008

Dear Mr. Givens,

This letter is written by the River Delta Fire District Board Commissioners and Fire Chief Carter requesting funding for \$500,000.00 for the purchase of 3.99 acres located on Andrus Island on Jackson Slough Road 2 miles South of Isleton (See map attached) .25 mile North of Highway 12.

The fore mentioned property has on it a metal building ,mobile home, water well, office building area and acreage for training.

The request for the \$500,000.00 is related to the fact that River Delta Fire District has outgrown the current building located within the City of Isleton at 103 2<sup>nd</sup> street.

The property at 103 2<sup>nd</sup> street houses only 3 pieces of apparatus with no restroom facilities. RDFD has 8 pieces of apparatus and RDFD is unable to house 5 apparatus to date. It is essential to provide service to the 27 square miles of our Fire District and adequately house our equipment against deterioration and vandalism. This location is without a doubt the best strategic location for the Fire House in the event that a possible merger with Delta Fire District should occur. On March 17<sup>th</sup>, 2008 Roland Paolinelli was contacted by Richard Silva to call Mr. Rudy Diaz, Chairman of Delta Fire District. Mr. Diaz informed Paolinelli, Delta Fire is thinking of merging with River Delta Fire District. The reason for this possible merger on their part is because of demands from the City of Rio Vista. There is a 1 year clause in the contractual agreement between the two departments. With the assistance of Supervisor Don Nottoli and LAFCO the merger may be possible with these two Districts thus increasing the revenue base allowing the ability to pay the loan within a 5 year period.

RDFD is aware that \$500,000.00 is a large request of money to be asking for, but it is a necessary need to acquire this location for future possibilities in this area. S/A the ability to house an ambulance or two at this location. RDFD has been working with TLC ambulance for provider ship once the exclusive contract has expire in 2009 to Medic Ambulance service. Currently, Medic Ambulance is serving the Isleton area from 0900 hours to 2100 hours with only 12 hours a day in town. There is a problem in the near future for providing service in the lower Sacramento County due to the merger of Port of Oakland and the Port of Sacramento. The Rio Vista bridge will be up for extended periods of time thus slowing the response time for medical aid to Highway 12 accidents as well as medical needs to our community. Not only does this correct that portion of the equation, but allows the \$250,000.00 in Sacramento County to better utilize the revenues instead of disbursing funds to Solano County.

Please see attachments for added information pertaining to the new location Supplemental material that may be of assistance is also submitted.

Sincerely,

Commissioner,  
Roland Paolinelli



RDFD Chief,  
Ricky D. Carter



# AMORTIZATION SCHEDULE

Principal	Loan Date	Maturity	Loan No	Call / Coll	Account	Officer	Initials
253,000.00	12-11-2012	06-30-2019	27073001	07 / 5500	203917	040	

References in the boxes above are for Lender's use only and do not limit the applicability of this document to any particular loan or item.  
Any item above containing "\*\*\*\*" has been omitted due to text length limitations.

**Borrower:** RIVER DELTA FIRE DISTRICT  
P.O. BOX 541  
ISLETON, CA 95641

**Lender:** BANK OF RIO VISTA  
P.O. BOX 157  
101 Main Street  
RIO VISTA, CA 94571

Disbursement Date: December 11, 2012  
Interest Rate: 4.000

Repayment Schedule: Irregular  
Calculation Method: 365/365 U.S. Rule

Payment Number	Payment Date	Payment Amount	Interest Paid	Principal Paid	Remaining Balance
1	01-31-2013	20,611.41	1,414.03	19,197.38	233,802.62
2	06-30-2013	20,611.41	3,843.33	16,768.08	217,034.54
<b>2013 TOTALS:</b>		<b>41,222.82</b>	<b>5,257.36</b>	<b>35,965.46</b>	
3	01-31-2014	20,611.41	5,113.69	15,497.72	201,536.82
4	06-30-2014	20,611.41	3,312.93	17,298.48	184,238.34
<b>2014 TOTALS:</b>		<b>41,222.82</b>	<b>8,426.62</b>	<b>32,796.20</b>	
5	01-31-2015	20,611.41	4,340.96	16,270.45 ✓	167,967.89
6	06-30-2015	20,611.41	2,761.12	17,850.29 ✓	150,117.60
<b>2015 TOTALS:</b>		<b>41,222.82</b>	<b>7,102.08</b>	<b>34,120.74</b>	
7	01-31-2016	20,611.41	3,537.02	17,074.39 ✓	133,043.21
8	06-30-2016	20,611.41	2,201.59	18,409.82 ✓	114,633.39 ✓
<b>2016 TOTALS:</b>		<b>41,222.82</b>	<b>5,738.61</b>	<b>35,484.21</b>	
9	01-31-2017	20,611.41	2,700.95	17,910.46	96,722.93
10	06-30-2017	20,611.41	1,589.97	19,021.44	77,701.49
<b>2017 TOTALS:</b>		<b>41,222.82</b>	<b>4,290.92</b>	<b>36,931.90</b>	
11	01-31-2018	20,611.41	1,830.77	18,780.64	58,920.85
12	06-30-2018	20,611.41	968.56	19,642.85	39,278.00
<b>2018 TOTALS:</b>		<b>41,222.82</b>	<b>2,799.33</b>	<b>38,423.49</b>	
13	01-31-2019	20,611.41	925.45	19,685.96	19,592.04
14	06-30-2019	19,914.10	322.06	19,592.04	0.00
<b>2019 TOTALS:</b>		<b>40,525.51</b>	<b>1,247.51</b>	<b>39,278.00</b>	
<b>TOTALS:</b>		<b>287,862.43</b>	<b>34,862.43</b>	<b>253,000.00</b>	

**NOTICE:** This is an estimated loan amortization schedule. Actual amounts may vary if payments are made on different dates or in different amounts.

EQUIPMENT  
Loan